



Add Link to Pearson MyLab To a Canvas Course

Instructors can place a link to Pearson MyLab in a Module in their Canvas course which will take students to the eText book, assignments, tests, etc. that you have created with Pearson.

Prerequisites:

[Course created in CSU's Canvas system.](#)

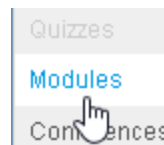
[User account setup with Pearson](#)

Contents

Add a Link to Pearson MyLab to a Canvas Module.....	1
Pearson MyLab Support Information:	3

Add a Link to Pearson MyLab to a Canvas Module

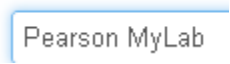
- a) In your Canvas course, on the left Navigation menu, click Modules.



- b) You can add the Pearson MyLab link to an existing module or *create* a separate **module** just for Pearson.



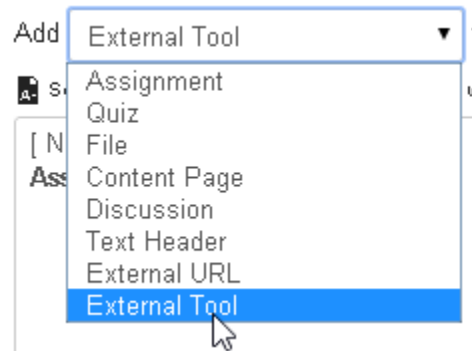
c) Give the **module a name** and click Add Module.



d) Click on the “+” to the right of the module’s name.



e) Under the **Add drop down menu** select **External Tool**.



f) Click on the **Pearson My Lab** item.

g) Click **Add Item**.

THE EDUCATIONAL AIM OF NHL NEWS IS DEDICATED TO MAKING THESE HISTORIC STORIES, IMAGES AND PRIMARY SOURCE DOCUMENTS

Pearson MyLab

URL:

Page Name:

- h) Click on the **Pearson MyLab link** in your module to verify that you can connect to Pearson.



Welcome Kevin

Use the links below to access and manage MyLab and Mastering products for this course through Canvas.

[Student links](#)

[Instructor links](#)

[Student Help](#)

[Instructor Help](#)

Pearson MyLab Support Information:

Support Phone number: 888 433 8435

Instructor Support web page:

<http://www.pearsonmylabandmastering.com/northamerica/educators/support/index.html>

Students Support web page:

<http://www.pearsonmylabandmastering.com/northamerica/students/support/>