



canvas
BY INSTRUCTURE

VeriCite Anti-Plagiarism Tool: Don't lose sight of citing properly!

CSU uses VeriCite as its anti-plagiarism tool in Canvas which can also be used as a tool to teach students how to cite sources properly. When an instructor creates an assignment in their Canvas course, they can choose to use VeriCite to check their students' submissions. We recommend that you tell your students that you will use VeriCite to check submitted papers.

[Additional information on how to use VeriCite.](#)

New Features 2016/2017:	2
Sources Checked By VeriCite:	3
How Text Match is Determined.....	3
What Is Considered a High Matching Score.....	4
Create a VeriCite Assignment Integrated with SpeedGrader	4
VeriCite Advanced Settings.....	5
Convert Old External Tool VeriCite Assignment to New Integrated VeriCite	7
View an Assignment Submission and VeriCite Score.....	8
Source Text	10
Exclude Source	10
Modify Settings for an Individual Report.....	11
Matched Another CSU Student Paper	11
Grade Book VeriCite Indicator	13
Adjust Settings for Individual Student Paper.....	13
How a Student Submits a VeriCite Assignment.....	14
Student – View Grade and VeriCite Report	15
VeriCite Resources	16
CSU Canvas Resources.....	16

Note: If you mute a column in the grade book it will hide students' VeriCite similarity score.

New Features 2016/2017:

A VeriCite team visited CSU in June 2016 to get feedback on their product from instructors and TA's. Based on CSU's feedback, [the following options have been added](#) to VeriCite:

1. **New User Interface (June 2017)**
A VeriCite report now appears side by side, with the student's paper on the left and the matching sources on the right. Easier to read, include and exclude matching sources, adjust settings, etc.
2. **VeriCite now integrated with Canvas SpeedGrader!**
Instructors can create a regular assignment in Canvas and check a box to use VeriCite for that assignment. Instructors can grade and annotate the paper in SpeedGrader and see a VeriCite matching / similarity score.
3. **VeriCite searches Open Access Journals.**
- When an Open Access Journal is matched, VeriCite users will be able to see the match compared inline as well as the metadata for the matching article, including abstract URL, original source, title, authors, publication, and more.
4. **Bibliography now excluded from matching.**
- Based on feedback from instructors, the new behavior will always exclude the bibliography section regardless of the exclude quotes setting.
5. **Draft Paper**
-Can Uncheck the "store in Index" option on a VeriCite paper so student papers do not get submitted to CSU's VeriCite repository of papers. Helpful when you allow students to submit a draft copy of a paper.
6. **Exclude self-plagiarism in same Canvas course**
By default, if a student submits a different version of the same paper in the same Canvas course, that paper is not matched by VeriCite.
-Instructors now have to option To Included different versions of the same paper in the same Canvas course.

Sources Checked By VeriCite:

VeriCite scores each sentence in a submitted paper by the matches that are found in:

- VeriCite's massive index of public resources.
- Microsoft's Bing search index.
- CSU's private repository of student papers submitted to VeriCite which is indexed and encrypted.
- VeriCite does not have access to private journals; owners of subscription journals do not allow products such as VeriCite to search their papers.

VeriCite reports are created on demand every single time you click on the percentage match score next to a student's submission.

Reports are non-static. If a student submits a paper and gets a plagiarized score of 0, and then another student in another class submits the same paper, then both reports and plagiarism scores will update to 100 to show that they have plagiarized. This dynamic updating can help prevent cases where groups of students or paper mills share the same paper.

How Text Match is Determined

A sentence match level is determined by more than just the percentage matched. A smaller sentence that is 100% matched but has common words is less likely plagiarized than a large sentence that is 100% matched with uncommon words. There are also other factors such as contextually aware phrases, sentence uniqueness, and the styling.

Sentences are color coded from low (light color) to high (darker color) match. Similar to other services, the VeriCite score is the number of plagiarized sentences divided by the total number of sentences with small adjustments based on the strength of the matches.

If you plagiarize three sentences out of ten, you should receive between a 28 and a 32 based on the strength of the matches.

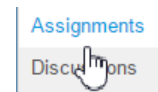
What Is Considered a High Matching Score

It's up to you to determine if the paper includes inappropriately used content. Any sentence that is scored as a high match is worth investigating. A paper with several medium match sentences may suggest some paraphrasing or patch writing. Plagiarism can be accidental as well.


Generally, if the submitted paper is scored above 15% (under "Details" in the report) you should investigate the sources. You can click on each sentence to find its corresponding match; you can click on matching materials to find the corresponding sentences. You can selectively ignore any matches and the paper will be automatically rescored.

Create a VeriCite Assignment Integrated with SpeedGrader









- 1) On the left **course navigation menu** *click* **Assignments**.



- 2) At the top of the Assignments page *click* “+ **Assignment**”.



- 3) *Type* a **name** for the assignment.

B I U        

Please submit your paper, it will be checked by the VeriCite a

- 4) *Type* points for the assignment.

Points

- a. If appropriate, select an Assignment Group.

Assignment Group

Display Grade as

5) Under **Submission type** select **Online**.

Submission Type

6) For **Online Entry Options** check **File Uploads**.
You can restrict the file types. E.g. doc,docx,pdf

Online Entry Options

Text Entry

Website URL

Media Recordings

File Uploads

Restrict Upload File Types

Enable VeriCite Submissions

7) Check **Enable VeriCite Submissions**.

VeriCite Advanced Settings

Enable VeriCite Submissions

[Advanced VeriCite Settings](#)

Select **when students can see their VeriCite similarity** report for their paper. The default is immediately.

Note: Immediately can mean 5 minutes or an hour or more, depending on the number of papers in our system that need to be checked.

Students Can See the Originality Report

Immediately

After the assignment is graded

After the Due Date

Never

Exclude Quoted Material

By default, VeriCite will not perform matching for items in quotes.

Exclude Quoted Material

Exclude Self Plagiarism

Store submissions in Institutional Index

Excluded Self Plagiarism

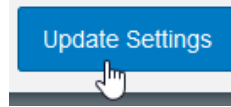
By default, when a student turns in papers in the Same Canvas Course, they are not matched against their other submissions in that course.

Store submission in Institutional Index

By default, when a student submits a paper, a copy goes into CSU's VeriCite index/repository and is compared to other VeriCite submissions at CSU.

If you wanted a VeriCite assignment to be a **draft**, where the student's submissions are not placed in the index, then Uncheck "Store submissions in institutional index".

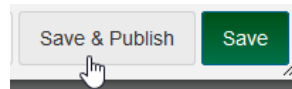
8) *Click Update Settings*



9) If appropriate, *select a Due Date*.

For	Due Date	Available F
Everyone <input type="button" value="v"/>	Jan 27, 2015 <input type="button" value="calendar"/>	<input type="text"/>
	<small>Tue Jan 27, 2015</small>	

10) *Click Save and Publish*.

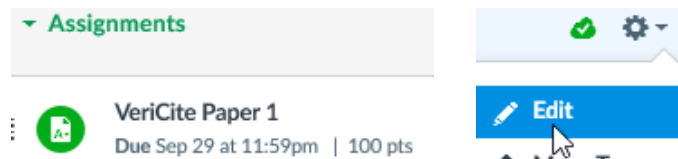


The assignment, along with its corresponding grade book column, will be created.

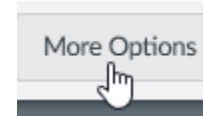
Convert Old External Tool VeriCite Assignment to New Integrated VeriCite

Before December 2016, VeriCite was added to a Canvas assignment using an “external tool” as the submission type. You can change these older types of VeriCite assignment to use the new, integrated with SpeedGrader method.

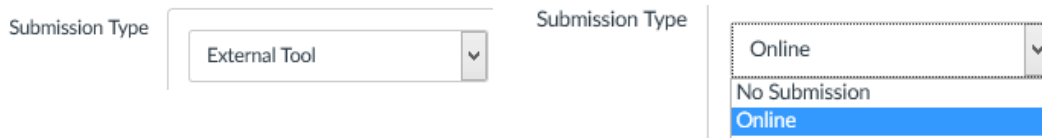
- 1) Under **Assignments**, go to an **older “external tool” VeriCite assignment** in your course.
- 2) To the **far right** of the assignment’s name, under the **gear icon**, *select* **Edit**.



- 3) At the **bottom left** *click* **More Options**.

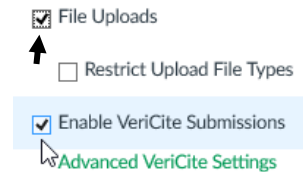


- 4) *Change* the **Submission Type** from External Tool to **Online**.



- 5) *Check* **File Uploads** and *check* **Enable VeriCite**.

Set due date, availability dates, etc.

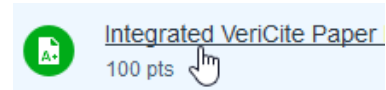


- 6) *Click* **Save**.

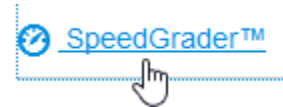


View an Assignment Submission and VeriCite Score.

1) Under **Assignments** *click* on the VeriCite **assignment**.



2) At the top right *click* **SpeedGrader**.



In the left window, the paper will appear in SpeedGrader. The instructor can use [Crocodoc to add annotations to the paper](#).

The process to check for new VeriCite submissions runs every 5 minutes or so.

After about 5 minutes, in the right hand window, the instructor will see a **stop watch icon** which indicates that VeriCite is checking the paper against other CSU VeriCite papers and sites on the Internet.

Submitted Files: (click to load)

 [Copy a Quiz From One Canvas ...](#)

This file is still being processed by VeriCite.
Please check back later to see the score

When the VeriCite **matching process is complete**, in the right SpeedGrader window, the instructor will see the **similarity score**.

Click on the **similarity score** to open the VeriCite report. The report will open in a separate tab in your web browser.



The student's paper will appear in the left and matching sources will be on the right.

Until the relatively recent popularity of The Onion and The Daily Show, as well as humor, verbal irony and news might seem to be reliably mean what they say.

The Onion is an American digital media company and international, national, and local news. Based in Chicago.

SOURCE:	All Sources	-- of 7 MATCHES
SHOW:	All Matches	
TOP SOURCES		
<input checked="" type="checkbox"/>	http://tcl.dukejournals.org/content/54/4/419.full...	(1)
<input checked="" type="checkbox"/>	https://www.questia.com/library/journal/1G1-203955...	(1)

Content that matches another source will be highlighted.

Darker colors represent higher content match.

You can click on a color to see all items in the paper that have, for example, a High match.

- All Matches
- High Matches
- Medium Matches
- Low Matches
- Commented Matches

Matching Sources Icon


- Person – another CSU student's paper.
- Internet
- Open Access Journal

Click on a **sentence** to see the **content source** it matches.

recent popularity of The Onion and The Daily Show, as well as humor, verbal irony and news might seem to be reliably mean what they say.

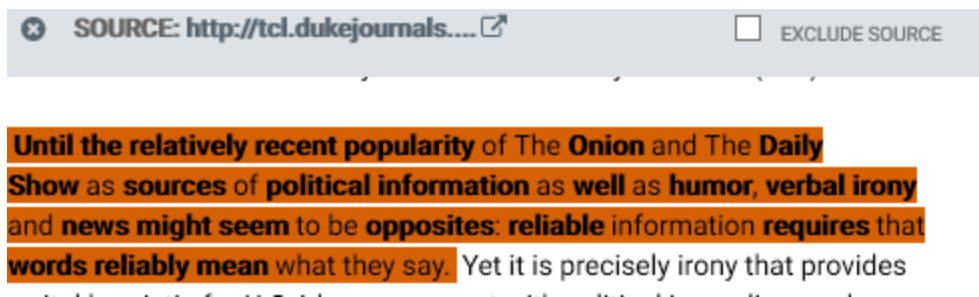
Match level: High.

On the right side you will see the content source.



Source Text

Click **Source Text** to see, in this case, the web source.



Exclude Source



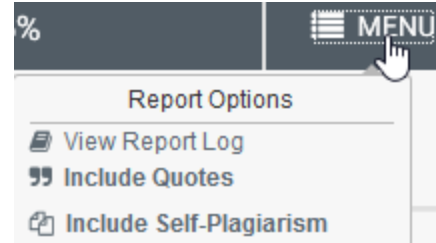
Check the **Exclude Source** box and click **Update** at the top to re-run the similarity report without that source.

To re-add an **Excluded Source**, place a check next to the **source** and at the top click **Update**.



Modify Settings for an Individual Report

At the top of a report, under the Menu, you can modify the Include Quotes and Include Self Plagiarism settings.



Though you can add a comment in VeriCite, to avoid confusion, **we recommend that you do all comments and annotations in SpeedGrader.**

Matched Another CSU Student Paper

When a paper matches another CSU student's paper, instructors can see the name of the other student, the class where the paper was submitted and the name of the instructor of the other class.


Click on a **matched source** associated with another student.



Click on the "x" next to the Source.



Click on the **Details** button for that Source.



You will see information at the top about the student in your course.

Information at the bottom for the other student's paper, including the name of the other course, the assignment in the other course and the other course instructor's name and email address.

This allows instructors to work with one another on a concern where one CSU student's paper content matches another.




Paper Id:	137867728354903
Type:	Student
Date Submitted:	Jun 16, 2017 10:35 AM
Institution:	Colorado State University
Paper Title:	Irony_and_Humor_in_the_Modern_Age
User Id:	132782155668338
User Uid:	39274
User Name:	Freddy Weasly
User Email:	Fred.Weasly@colostate.edu
Site Id:	124301802128744
Site Context:	47416
Site Title:	ADM-TRN-VeriCite_PDI2017-Kevin
Assignment Id:	124301802160346
Assignment Title:	VeriCite Paper 1

Grade Book VeriCite Indicator

Under the column for a VeriCite assignment in the grade book you will see an indicator for items with a similarity scores.

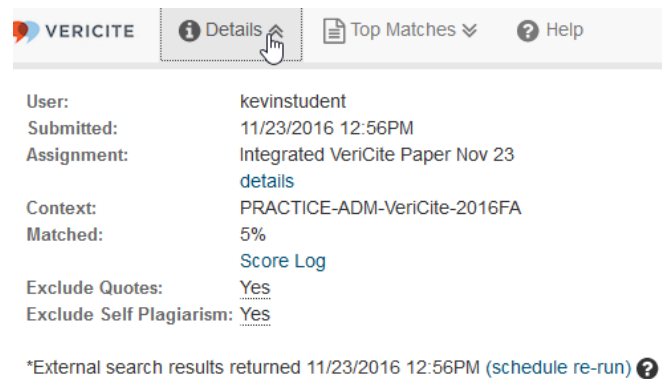
Red = high matching score yellow = moderate green = low

Click on the **indicator** to open
similarity report.

Integrated VeriCite assignment	
Out of 25	
	
87	

Adjust Settings for Individual Student Paper

When you are in a **similarity report** for a student's paper, under the **Details drop down** menu you can change the **Exclude Quotes or Self Plagiarism** settings for this particular paper.



VERICITE Details Top Matches Help

User: kevinstudent
Submitted: 11/23/2016 12:56PM
Assignment: Integrated VeriCite Paper Nov 23
Context: PRACTICE-ADM-VeriCite-2016FA
Matched: 5%
Score Log
Exclude Quotes: Yes
Exclude Self Plagiarism: Yes

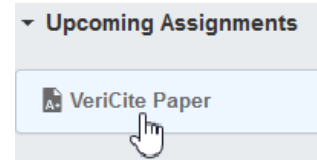
*External search results returned 11/23/2016 12:56PM (schedule re-run)

If you make a change, *click Refresh* to re-run similarity report.

Modifications to the report have been saved. Please refresh to see the changes. [Refresh](#)

How a Student Submits a VeriCite Assignment

A VeriCite assignment will look like any other assignment in Canvas.

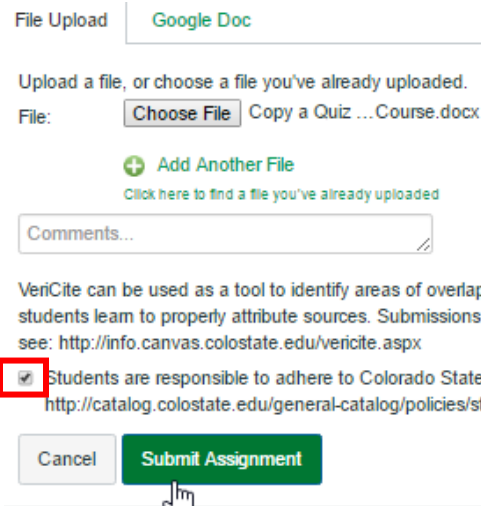


The student *clicks* on the **assignment**.

In the top right they *click* **Submit Assignment**.



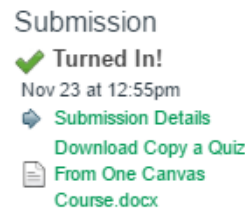
They *click* **Choose File** to *select* the **file** they wish to upload.



They *need to check* the **box** that states they agree to adhere to **CSU's Academic Integrity Policy**.

They *click* **Submit Assignment**.

The student sees a submission confirmation message.



Student – View Grade and VeriCite Report

The student *clicks* on the course **Grades** link.



Next to the assignment name the student can see their grade, instructor comments and the **VeriCite similarity score**.

● Integrated VeriCite Paper	87	100		6%
	4	25		

The student *clicks* on the **similarity** score to view the VeriCite **similarity** report.

Analyzing 53 sentences and 102 unique phrases..

- ✓ External search engine results returned.
- ✓ Searching VeriCite Internet Database
- ⌄ Searching Wikipedia Database



Student paper.

Colorado State University History
Kevin Student

Colorado State University (also refe
research university located in Fort C
university is the state's land grant un
Colorado State University System.
The current enrollment is approxim

Source material from web
or other student's paper.

All Sources

All Matches

-- of 7
MATCHES

^
v

TOP SOURCES

<https://pediaview.com/openpedia/Colo...>

(6)

<http://medlibrary.org/medwiki/Colora...>

(1)

1 COMMENT

v

Kevin CSUCanvasAdmin-Nolan - Jun 8, 2017 2:42 PM

This is not your work.

VeriCite Resources

Creating an assignment:

<https://www.youtube.com/watch?v=cybM0AuRBMI>

Submitting to an assignment:

<https://www.youtube.com/watch?v=QcPFSqGTKcc>

Viewing/Grading an assignment with similarity reports

<https://www.youtube.com/watch?v=mZnWtIO4ryw>

VeriCite Instructor Guides:

<http://help.vericite.com/m/canvas/c/213588>

CSU Canvas Resources

CSU VeriCite page

<http://info.canvas.colostate.edu/vericite.aspx>

CSU Canvas Help Web Site:

<http://info.canvas.colostate.edu>

College Canvas Coordinators:

<http://help.ramct.colostate.edu/instructor-support.aspx>

Central CSU Canvas Support:

canvashelp@colostate.edu